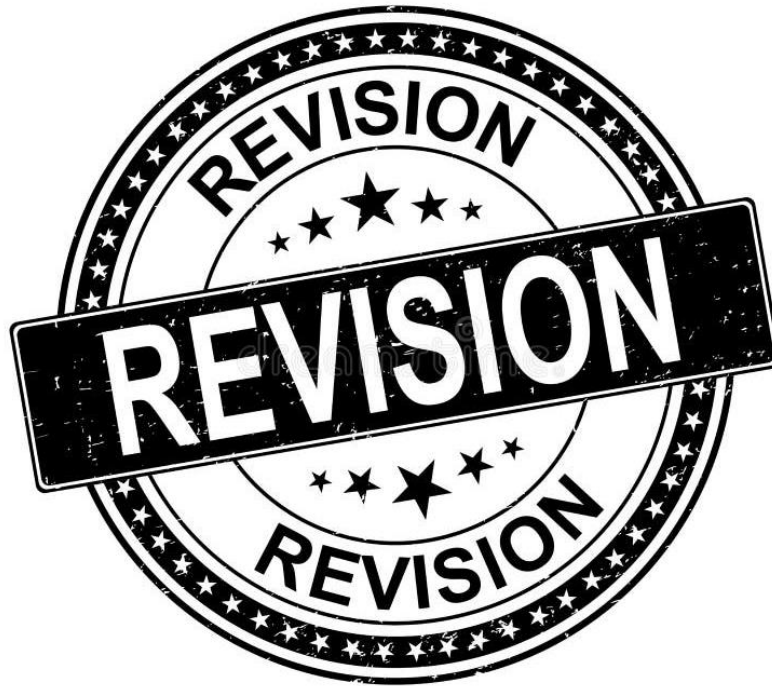


SUMMER HOMEWORK

ENGLISH LITERATURE: PAPER 1 REVISION



Your summer holiday tasks are:	Part 1) Macbeth – Plot & Vocabulary Part 2) Macbeth - Quotations Part 3) Dr Jekyll and Mr Hyde – Plot & Vocabulary Part 4) Dr Jekyll and Mr Hyde - Quotations
This will help you to be successful in your GCSEs by:	Each task has been created to help you revise the content and skills taught in Year 10. This will also help you to revise and prepare for your September PPEs in Year 11.
The minimum time this should take is:	Part 1) 30 minutes Part 2) 30 minutes Part 3) 30 minutes Part 4) 30 minutes
You can find resources to help you here:	Macbeth - GCSE English Literature - BBC Bitesize Dr Jekyll and Mr Hyde - GCSE English Literature - BBC Bitesize
Deadline:	Friday 13th September 2024
Contact:	Miss Thornton tthornton@haz5d.com

Part 1) Macbeth – Plot & Vocabulary

Plot: Watch the plot recap of Macbeth: <https://www.youtube.com/watch?v=zt13FbL1xyw>

You must then create one of the following:

Either:

Flashcards on each Act of the play to summarise what happens

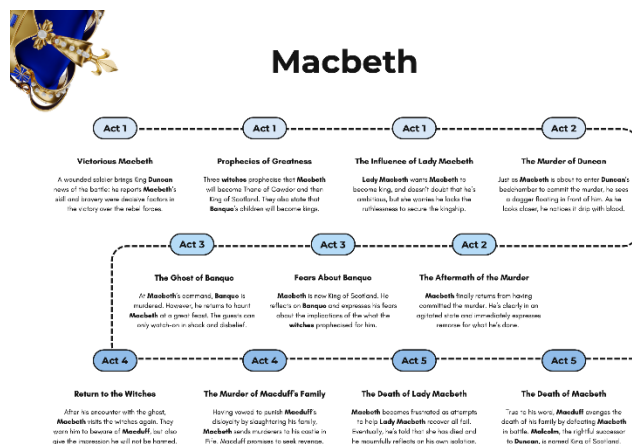
Or

A flow diagram of the main events

YouTube link



Example:



Vocabulary

Key word	Definition	Link to Macbeth
Ambitious		
Malevolent		
Regicide		
Patriarchal		
Deceitful		
Subvert		
Tyrant		

Part 2) Macbeth – Quotations

Quotation learning is an important part of your English Literature exams! Learning quotations will help you to better explain your ideas clearly and will allow you to analyse language in your exam.

The following 15 quotations have been taken from *Macbeth*. You should make every effort to memorise these quotations over the summer holidays.

1. 'Fair is foul and foul is fair.' (1.1)
2. 'His brandish'd steel which smoked with bloody execution.' (1.2)
3. "False face must hide what the false heart doth know." (1.3)
4. 'Stars, hide your fires; Let not light see my black and deep desires' (1.4)
5. "Come to my woman's breasts and take my milk for gall" (1.5)
6. 'Look like the innocent flower, but be the serpent under't' (1.5)
7. 'Here lay Duncan, His silver skin laced with his golden blood.' (2.3)
8. 'O, full of scorpions is my mind, dear wife' (3.2)
9. "It will have blood; they say, blood will have blood." (3.4)
10. "How now, you secret, black, and midnight hags!" (4.1)
11. 'By the pricking of my thumbs, something wicked this way comes' (4.1)
12. 'Who would have thought the old man to have had so much blood in him?' (5.1)
13. 'Who would have thought the old man to have had so much blood in him?' (5.1)
14. 'It is a tale told by an idiot, full of sound and fury, signifying nothing.' (5.5)
15. 'Producing forth the cruel ministers of this dead butcher and his fiend-like queen.' (5.9)

Try these methods to help you learn quotations:

1. Re-read the scene where the quotation comes from. Make a note of what happens.
2. Repetition! Read, cover, say and write the quotes out to help you remember them correctly.
3. Match key words to images or symbols to help you visualise the quote.
4. Make a flashcard for each quotation.
5. Colour code quotations to organise them into characters, themes or Acts.
6. Turn your quotes into quizzes. Try testing friends or relatives!
7. Unpick and analyse key words and techniques.
8. Link quotes to context and/or themes.
9. Consider creative methods for learning quotations by changing them into songs or raps.
10. Create little rhymes and mnemonics to help memorise quotations.



Part 3) Dr Jekyll and Mr Hyde – Plot & Vocabulary

Plot: Watch the plot recap of Dr Jekyll and Mr Hyde:

<https://www.youtube.com/watch?v=3FX5CXpa15c>


You must then create one of the following:

Either:

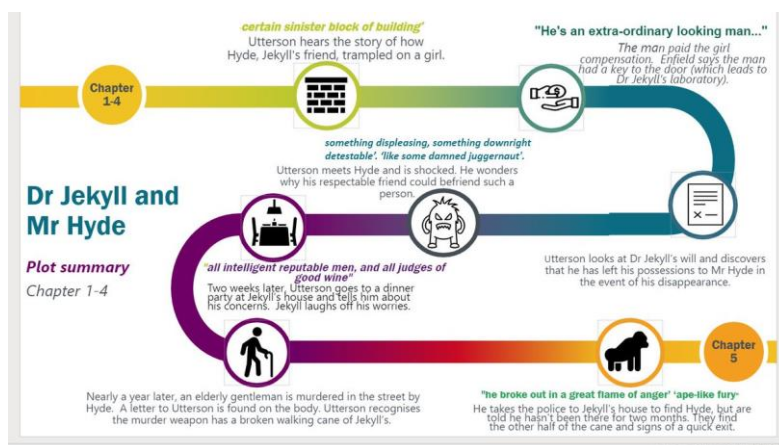
Flashcards on each chapter of the novella to summarise what happens

Or

A flow diagram of the main events



Example:



Vocabulary

Key word	Definition	Link to Macbeth
Duality		
Hypocrisy		
Primitive		
Reputation		
Morality		
Atavism		
Irrational		

Part 4) Dr Jekyll and Mr Hyde – Quotations

Quotation learning is an important part of your English Literature exams! Learning quotations will help you to better explain your ideas clearly and will allow you to analyse language in your exam.

The following 15 quotations have been taken from *Dr Jekyll and Mr Hyde*. You should make every effort to memorise these quotations over the summer holidays.

1. 'I had taken a loathing to my gentleman at first sight.' Chapter 1
2. 'like some damned juggernaut' Chapter 1
3. "unscientific balderdash" Chapter 2
4. "The other snarled aloud into a savage laugh" - Chapter 2
5. 'with ape-like fury, he was trampling his victim under foot and hailing down a storm of blows' Chapter 4
6. 'Like a district of some city in a nightmare'. Chapter 4
7. 'He did not rise to meet his visitor, but held out a cold hand and bade him welcome in a changed voice' Chapter 5
8. "'If I am the chief of sinners, I am the chief of sufferers'" chapter 6
9. "like some disconsolate prisoner" Chapter 7
10. "about the hearth the whole of the servants, men and women, stood huddled together like a flock of sheep." Chapter 8
11. 'Pale and shaken and half fainting, and groping before him with his hands, like a man restored for death-there stood Henry Jekyll'. Chapter 9
12. "The most racking pangs succeeded: a grinding in the bones, deadly nausea, and a horror of the spirit" Chapter 10
13. 'I had gone to bed Henry Jekyll, I had awakened Edward Hyde.' Chapter 10
14. "All human beings are commingled out of good and evil" Chapter 10
15. 'My devil had been long caged, he came out roaring' Chapter 10

Try these methods to help you learn quotations:

1. Re-read the scene where the quotation comes from. Make a note of what happens.
2. Repetition! Read, cover, say and write the quotes out to help you remember them correctly.
3. Match key words to images or symbols to help you visualise the quote.
4. Make a flashcard for each quotation.
5. Colour code quotations to organise them into characters, themes or Acts.
6. Turn your quotes into quizzes. Try testing friends or relatives!
7. Unpick and analyse key words and techniques.
8. Link quotes to context and/or themes.
9. Consider creative methods for learning quotations by changing them into songs or raps.
10. Create little rhymes and mnemonics to help memorise quotations.

